

#16,212

**Brittini Turner**  
**Hunt County Treasurer**  
**FY 20: Monthly Report, May 2020**


FILED FOR RECORD  
at 11:57 o'clock 02 M  
JUL 14 2020  
By JENNIFER LINDENZWEIG  
County Clerk, Hunt County, TX

The Treasurers' Monthly Report includes money received and disbursed as well as funds invested and debt due by Hunt County. The Treasurer's Books and the Auditor's General Ledger agree. The Bank Statements have been reconciled and approved by the County Auditor.


This affidavit must state the amount of cash and other assets that are in the custody of the county treasurer at the time of the examination. (LGC 114.026) **Month End Balance: \$46,623,596.41**


Therefore, Brittini Turner, County Treasurer of Hunt County, Texas, who being fully sworn, upon oath says that the within and foregoing report is true and correct to the best of her knowledge.

This report will be filed with accompanying reports this 14<sup>th</sup> day of July, 2020.

  
Brittini Turner, Hunt County Treasurer


Commissioners' Court having compared and examined the Treasurer's Report as presented and subject to independent auditor's review, certify the report to be correct and therefore request it be filed with the official minutes of this meeting. LGC 114.026(c)

  
Bobby Stovall, Hunt County Judge

  
Eric Evans, Comm., Pct #1

absent  
Randy Strait, Comm., Pct #2

  
Phillip Martin, Comm., Pct #3

  
Steven Harrison, Comm., Pct #4

**Hunt County Treasurer  
Monthly Report  
May 2020**

Hunt County Funds	Beginning Balance	Money Received	Money Disbursed	Transfer In/Out Investment	Month End Balance
<b>10-GENERAL</b>	4,373,953.26	1,051,962.84	-2,872,755.79	2,500,000.00	<b>5,053,160.31</b>
10-TeXPool Investment	1,098,150.67	250.42	0.00	0.00	<b>1,098,401.09</b>
10-TeXStar Investment	2,873,631.65	596.40	0.00	0.00	<b>2,874,228.05</b>
10-Inwood Nat'l Bank CD # 8623	596,103.55	928.35	0.00	0.00	<b>597,031.90</b>
10-Inwood Nat'l Bank CD # 6260	533,807.37	831.34	0.00	0.00	<b>534,638.71</b>
10-Logic G.O.	17,008,666.48	10,764.08	0.00	-2,500,000.00	<b>14,519,430.56</b>
<b>10-General Fund Totals:</b>	<b>26,484,312.98</b>	<b>1,065,333.43</b>	<b>-2,872,755.79</b>	<b>0.00</b>	<b>24,676,890.62</b>
<b>15-Exchange Bldg</b>	1,388,058.56	51,373.98	-57,341.70		<b>1,382,090.84</b>
<b>20-Law Library</b>	5,476.14	2,835.77	-7,472.44		<b>839.47</b>
<b>21-R&amp;B #1</b>	97,077.65	93,873.19	-143,134.58	110,000.00	<b>157,816.26</b>
21-R&B #1, TexPool Invest.	51,204.71	11.65	0.00	0.00	<b>51,216.36</b>
21-R&B #1, Logic	1,912,700.24	1,274.10	0.00	-110,000.00	<b>1,803,974.34</b>
<b>21-R&amp;B #1 Fund Totals:</b>	<b>2,060,982.60</b>	<b>95,158.94</b>	<b>-143,134.58</b>	<b>0.00</b>	<b>2,013,006.96</b>
<b>22-R&amp;B #2</b>	-9,422.11	60,359.15	-144,349.98	252,000.00	<b>158,587.06</b>
22-R&B #2, TexPool Invest.	51,197.66	11.64	0.00	0.00	<b>51,209.30</b>
22-R&B #2, Logic	927,459.95	526.75	0.00	-252,000.00	<b>675,986.70</b>
<b>22-R&amp;B #2 Fund Totals:</b>	<b>969,235.50</b>	<b>60,897.54</b>	<b>-144,349.98</b>	<b>0.00</b>	<b>885,783.06</b>
<b>23-R&amp;B #3</b>	96,596.97	60,198.20	-192,522.75	190,000.00	<b>154,272.42</b>
23-R&B #3, TexPool Invest	92,667.56	21.15	0.00	0.00	<b>92,688.71</b>
23-R&B #3, Logic	1,059,602.03	669.72	0.00	-190,000.00	<b>870,271.75</b>
<b>23-R&amp;B #3 Fund Totals:</b>	<b>1,248,866.56</b>	<b>60,889.07</b>	<b>-192,522.75</b>	<b>0.00</b>	<b>1,117,232.88</b>
<b>24-R&amp;B #4</b>	97,424.60	60,198.21	-120,407.17	115,000.00	<b>152,215.64</b>
24-R&B #4, TexPool Invest	52,812.82	12.07	0.00	0.00	<b>52,824.89</b>
24-R&B #4, Logic	720,590.30	441.78	0.00	-115,000.00	<b>606,032.08</b>
<b>24-R&amp;B #4 Fund Totals:</b>	<b>870,827.72</b>	<b>60,652.06</b>	<b>-120,407.17</b>	<b>0.00</b>	<b>811,072.61</b>
<b>25-Health Private</b>	7,615.23	399.30	-1,613.56		<b>6,400.97</b>
<b>26-State Health Services</b>	-22,412.53	1,217.19	-37,266.33		<b>-58,461.67</b>
<b>27-Hunt County Grants</b>	-226,225.60	1,108.65	-9,988.81		<b>-235,105.76</b>
<b>44-Road Bonds</b>	0.00	0.00	-119,077.73	119,077.73	<b>0.00</b>
44-Road Bonds, Logic	2,490,366.24	1,707.48	0.00	-119,077.73	<b>2,372,995.99</b>
<b>44-Road Bond Totals:</b>	<b>2,490,366.24</b>	<b>1,707.48</b>	<b>-119,077.73</b>	<b>0.00</b>	<b>2,372,995.99</b>
<b>45-Capital Improvement</b>	0.00	0.00	-2,308.45	2,308.45	<b>0.00</b>
45-Capital Improvement Logic	6,798,843.14	4,686.20	0.00	-2,308.45	<b>6,801,220.89</b>
45-Capital Improvement TxPool	3,329,662.38	759.21	0.00	0.00	<b>3,330,421.59</b>
<b>45-Capital Improvement Totals:</b>	<b>10,128,505.52</b>	<b>5,445.41</b>	<b>-2,308.45</b>	<b>0.00</b>	<b>10,131,642.48</b>

**Hunt County Treasurer  
Monthly Report  
May 2020**

Hunt County Funds	Beginning Balance	Money Received	Money Disbursed	Transfer In/Out Investment	Month End Balance
61-Right of Way Fund	13,165.62	0.00	0.00		13,165.62
61-Right of Way FundTxPool	9,556.14	2.16	0.00		9,558.30
<b>61-Right of Way Fund Total</b>	<b>22,721.76</b>	<b>2.16</b>			<b>22,723.92</b>
68-JP, DDC Fee Fund	135,749.14	157.67	-734.93		135,171.88
70-Voter Admin 19	0.00	0.00	0.00		0.00
71-DC Records Management	22,969.04	201.14	0.00		23,170.18
74-Elections Special	89,777.55	0.00	0.00		89,777.55
75-CA-DWI	13,433.84	251.45	0.00		13,685.29
77-PreTrial Intervention	46,542.01	1,292.00	0.00		47,834.01
81-CC Rec Mgt Preservation	838,919.98	18,204.48	-7,399.88		849,724.58
82-Courthouse Security	96,068.18	2,843.86	0.00		98,912.04
83-Justice Court Sec.	58,084.48	159.67	-214.76		58,029.39
84-District Clerk Archive	57,890.37	336.72	0.00		58,227.09
85-Co & District Court Techn	10,408.23	541.95	0.00		10,950.18
86-County Record Preservation	103,729.10	440.22	0.00		104,169.32
87-Justice Court Technology	36,900.72	581.32	-891.00		36,591.04
88-County Clerk Archive	611,075.72	15,610.00	0.00		626,685.72
89-County Record Mgt Preserve	78,568.29	1,307.02	0.00		79,875.31
91-LEOSE	71,146.21	0.00	0.00		71,146.21
95-Juv Prob. Local Funds	699,555.40	0.00	-42,653.27		656,902.13
96-Juv Prob Grant Funds	115,442.52	56,481.72	-53,422.26		118,501.98
<b>50-Debt Service (I&amp;S)</b>	<b>259,278.00</b>	<b>10,103.33</b>	<b>-3,707.92</b>	<b>0.00</b>	<b>265,673.41</b>
<b>50-Debt Service TexPool Inv</b>	<b>151,422.18</b>	<b>34.55</b>	<b>0.00</b>	<b>0.00</b>	<b>151,456.73</b>
<b>50-Debt Service Fund Totals:</b>	<b>410,700.18</b>	<b>10,137.88</b>	<b>-3,707.92</b>	<b>0.00</b>	<b>417,130.14</b>
<b>Total of Funds:</b>	<b>38,796,786.12</b>	<b>1,510,122.67</b>	<b>-3,817,263.31</b>	<b>0.00</b>	<b>46,623,596.41</b>

**Hunt County Treasurer  
Monthly Report  
May 2020**

**HUNT COUNTY DEBT**

	Mo. Beginning	Payment	Balance Due
Reserve State Comptroller	768,519.22	-1,888.23	<b>766,630.99</b>
Reserve St Comptroller II	85,830.82	-2,960.00	<b>82,870.82</b>
2015 Tax Notes	1,875,000.00	-615,000.00	<b>1,260,000.00</b>
Series 2015 Refund Bonds	0.00	0.00	<b>0.00</b>
2017 Road Bond Payable	5,500,000.00	-10,000.00	<b>5,490,000.00</b>
Bond Premium Payable	-14,477.58	0.00	<b>-14,477.58</b>
2017 Road Bond Prem	289,750.00	0.00	<b>289,750.00</b>
Liability Comp Absence	453,583.00	0.00	<b>453,583.00</b>
R&B 2 Equipmnt SPFC	0.00	0.00	<b>0.00</b>
R&B 3 Equipmnt SPFC	60,344.57	-7,505.53	<b>52,839.04</b>
R&B 1 770G M/G BB&T	67,329.80	-8,343.85	<b>58,985.95</b>
R&B 1 770G M/G RDO	82,125.50	0.00	<b>82,125.50</b>
R&B 2 M/G BCI Capital	176,732.60	-5,550.70	<b>171,181.90</b>
R&B 4 Loaders BCI Capital	179,365.07	-5,633.38	<b>173,731.69</b>
OPEB Pension Liability	6,792,176.00	0.00	<b>6,792,176.00</b>
GASB 68 Pension Liability	1,983,824.00	0.00	<b>1,983,824.00</b>
Def. Resource Inflow Pensn	1,669,648.00	0.00	<b>1,669,648.00</b>
Totals:	<b>19,969,751.00</b>	<b>-656,881.69</b>	<b>19,312,869.31</b>

**Invested Funds  
May 2020**

<b>GENERAL Fund</b>	Rate	Month Balance	
Logic	0.8116%	14,519,430.56	73.99%
Texpool	0.2685%	1,098,401.09	5.60%
Texstar	0.2444%	2,874,228.05	14.65%
Inwood Ntl CD 8263 - Maturity Date 10/10/20	1.9000%	597,031.90	3.04%
Inwood Ntl CD 6260 - Maturity Date 02/13/21	1.9000%	534,638.71	2.72%
<b>TOTAL:</b>		<b>19,623,730.31</b>	<b>100.00%</b>

<b>Road &amp; Bridge 1</b>	Rate	Month Balance	
Logic	0.8116%	1,803,974.34	97.24%
Texpool	0.2685%	51,216.36	2.76%
<b>TOTAL:</b>		<b>1,855,190.70</b>	<b>100.00%</b>

<b>Road &amp; Bridge 2</b>	Rate	Month Balance	
Logic	0.8116%	675,986.70	92.96%
Texpool	0.2685%	51,209.30	7.04%
<b>TOTAL:</b>		<b>727,196.00</b>	<b>100.00%</b>

<b>Road &amp; Bridge 3</b>	Rate	Month Balance	
Logic	0.8116%	870,271.75	90.37%
Texpool	0.2685%	92,688.71	9.63%
<b>TOTAL:</b>		<b>962,960.46</b>	<b>100.00%</b>

<b>Road &amp; Bridge 4</b>	Rate	Month Balance	
Logic	0.8116%	606,032.08	91.98%
Texpool	0.2685%	52,824.89	8.02%
<b>TOTAL:</b>		<b>658,856.97</b>	<b>100.00%</b>

<b>Capital Improvement</b>	Rate	Month Balance	
Logic	0.8116%	6,801,220.89	67.13%
Texpool	0.2685%	3,330,421.59	32.87%
<b>TOTAL:</b>		<b>10,131,642.48</b>	<b>100.00%</b>

(Also at 100% each as stated below)

Logic: Road Bonds	2,372,995.99
TexPool: Right of Way	9,558.30
TexPool: Debt Service I&S	151,456.73

**Total Investments:** **\$36,493,587.94**